



FC723

Cerberus™ PRO

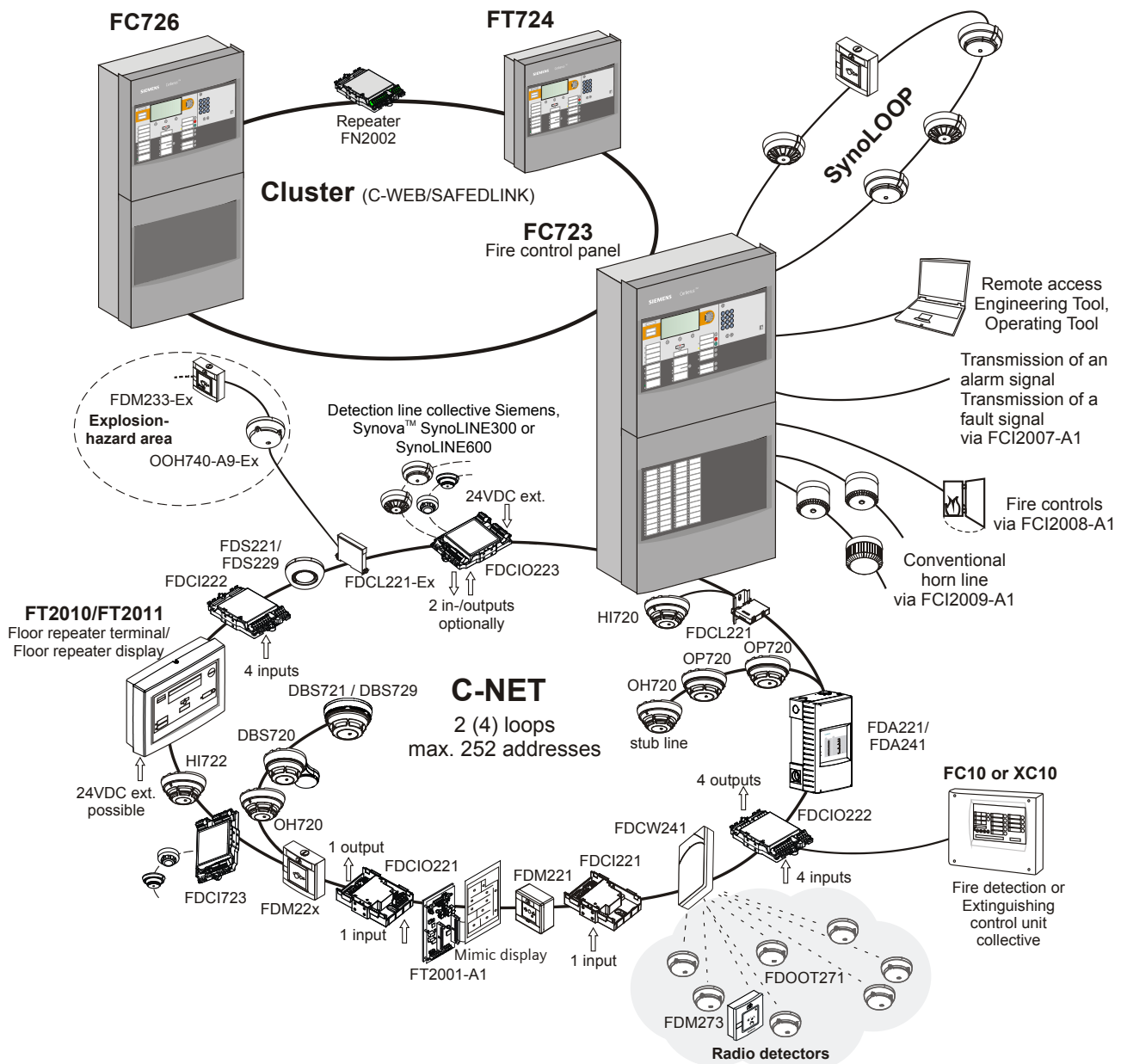
Fire control panel



FS720 series (IP5)

- **Modular, prefabricated, microprocessor-controlled fire control panel with integrated user-friendly operating unit for up to max. 756 addresses**
- **Processes signals from various detector systems like:**
 - FD720 devices of the Cerberus PRO series and SynoLOOP devices
- **Fire control panel can be used as stand-alone version or can be networked**
- **Up to 64 stations (fire control panels and fire terminals) can be connected in one network**
- **Integrated degraded mode function**
- **Redundant network node, degraded mode operation according to EN 54**
- **Fast Ethernet interface for a heterogeneous network**
- **Option of printer, key switches, LED displays**
- **Slots for RS232, RS485 serial ports**
- **Card cage for 2 extra cards**
 - Line card C-NET (For migration)
 - SynoLOOP line card
- **Emergency power supply for emergency operating time of up to 72 hours**
- **Detection and automatic reading in (auto configuration) of all Cerberus PRO devices, ready for operation immediately**
- **Floor repeater devices, alarm devices and mimic displays in detector loop (C-NET)**
- **Flexible programming of complex applications and controls**

System overview



Possible extensions for card cage

FCL2001-A1 (C-NET)

- 4 integrated loops with max. 252 addresses per line card

FCI2008-A1 (programmed)

- 12 freely programmable inputs/outputs per I/O card

FCL7201-Z3 (SynoLOOP)

- 4 loops, per loop 128 addresses

FCI2009-A1 (horn/monitored)

- 8 monitored horn lines or monitored outputs

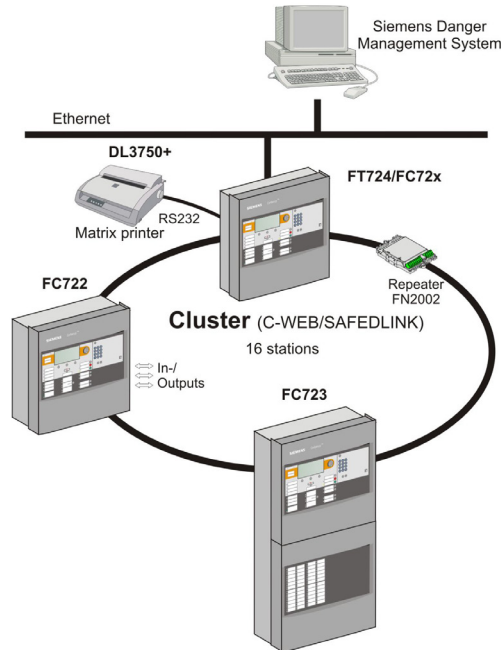
FCI2007-A1 (RT)

- Alarm, fault, local alarm

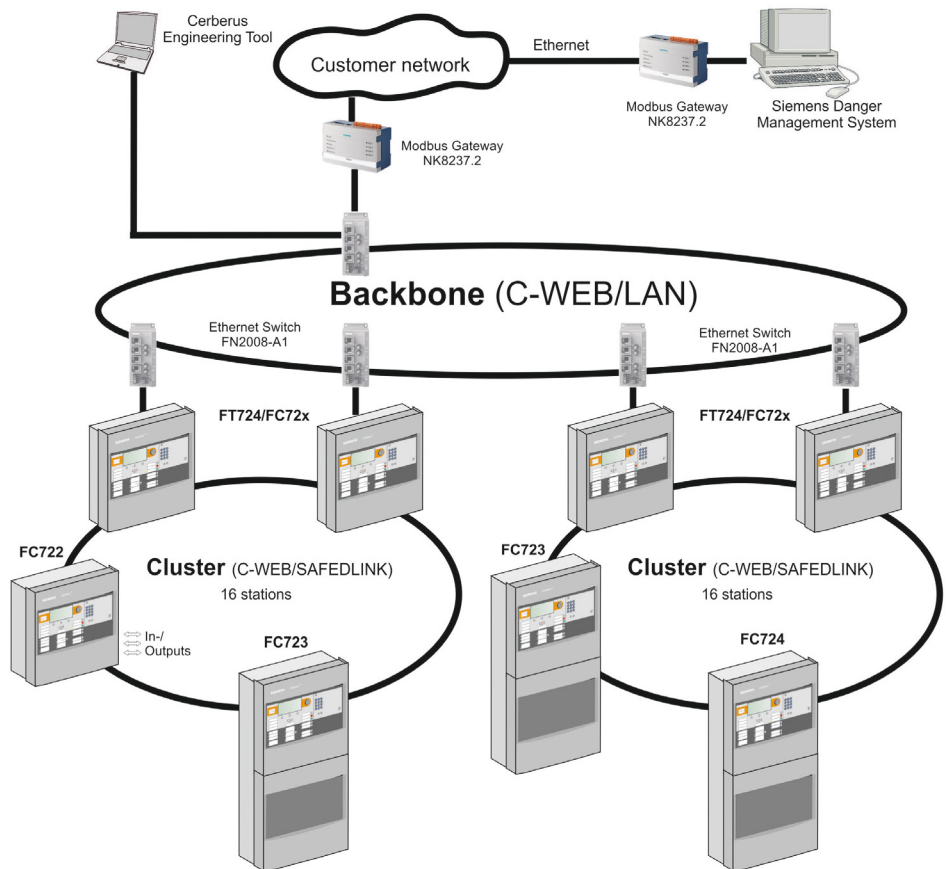
Mixed usage possible, but with a max. of 2 cards per control panel.

Networking topologies

Up to 32 fire control panels and fire control terminals can be connected in a single cluster (C-WEB/SAFEDLINK) or up to 16 stations when the cluster is connected to a danger management system.



Using a fiber-optic Backbone (C-WEB/LAN) up to 14 of the above mentioned clusters (with up to 16 stations each) can be networked. The entire network may contain up to 64 stations.



→ For details about system networking, please refer to product data sheet A6V10227649.

Characteristics

- The FC723 is a modular fire control panel with integrated operating unit which processes signals from Cerberus PRO FD720 devices.
- An integrated card cage with 2 slots allows
 - C-NET line cards FCL2001-A1 to be used (for extra lines)
 - SynoLOOP line cards, FCL 7201-Z3
 - I/O card FCI2008-A1 (with 12 programmable inputs/outputs)
- Mixed use of all line and I/O cards possible.
- In the event of a defect, the extra line cards can be replaced without the control panel having to be powered down.
- The fire control panel may be used as a stand-alone unit or networked.
- The control panel can be programmed into a system with high levels of flexibility using a user-friendly configuration tool (software).
- Adaptation of customer texts on the terminal itself or using the configuration tool.
- Up to 2000 events can be called up for each station according to various criteria.
- Automatic summer/winter time changeover.
- Integration to Siemens Danger Management System

Functional elements

Operating unit

The following are located on the operating unit:

- CPU module and electronic components for operating unit
- Ethernet connection
- Plug-ins for RS232, RS485 modules and networking modules (SAFEDLINK)
- Space for 'Kaba' or 'Nordic' key switch
- Space for event printer

Periphery board

The following are located on the peripheral board:

- Connection terminals for C-NET loops (2 loops with max. 252 devices), remote transmission (alarm, fault), horn outputs, programmable control inputs/outputs, monitored alarm and fault output, degrade supply, power supply
- 1 plug-ins for loop extension (C-NET)

Card cage (2 slots)

There is a card cage on the rear housing panel for use of max. 2 cards of

- C-NET,
- SynoLOOP line card and/or I/O cards.

Power supply unit 150 W, emergency power supply

The power supply supplies the hardware and charges the batteries

- The batteries supply the emergency power in case of power failure

Housing

A pivoting mounting panel can be installed on the housing backplane to allow installation of:

- 1 fire brigade periphery module
- 1 sounder modules (can also be mounted onto the U-rail TS35)

Configuration

The FXS7212 Cerberus engineering tool permits the system to be adapted to specific customers' requirements.

Application ranges

The FC723 is designed for the migration of an existing installation with max. 512 SynoLOOP devices.

The FC723 is ideally suited for medium-sized applications, e.g. hotels, high schools, office complexes, etc. or when networked as part of larger applications.









The FC723 can be used by the flexible cross-linking possibilities however also for extensive systems.

Operation

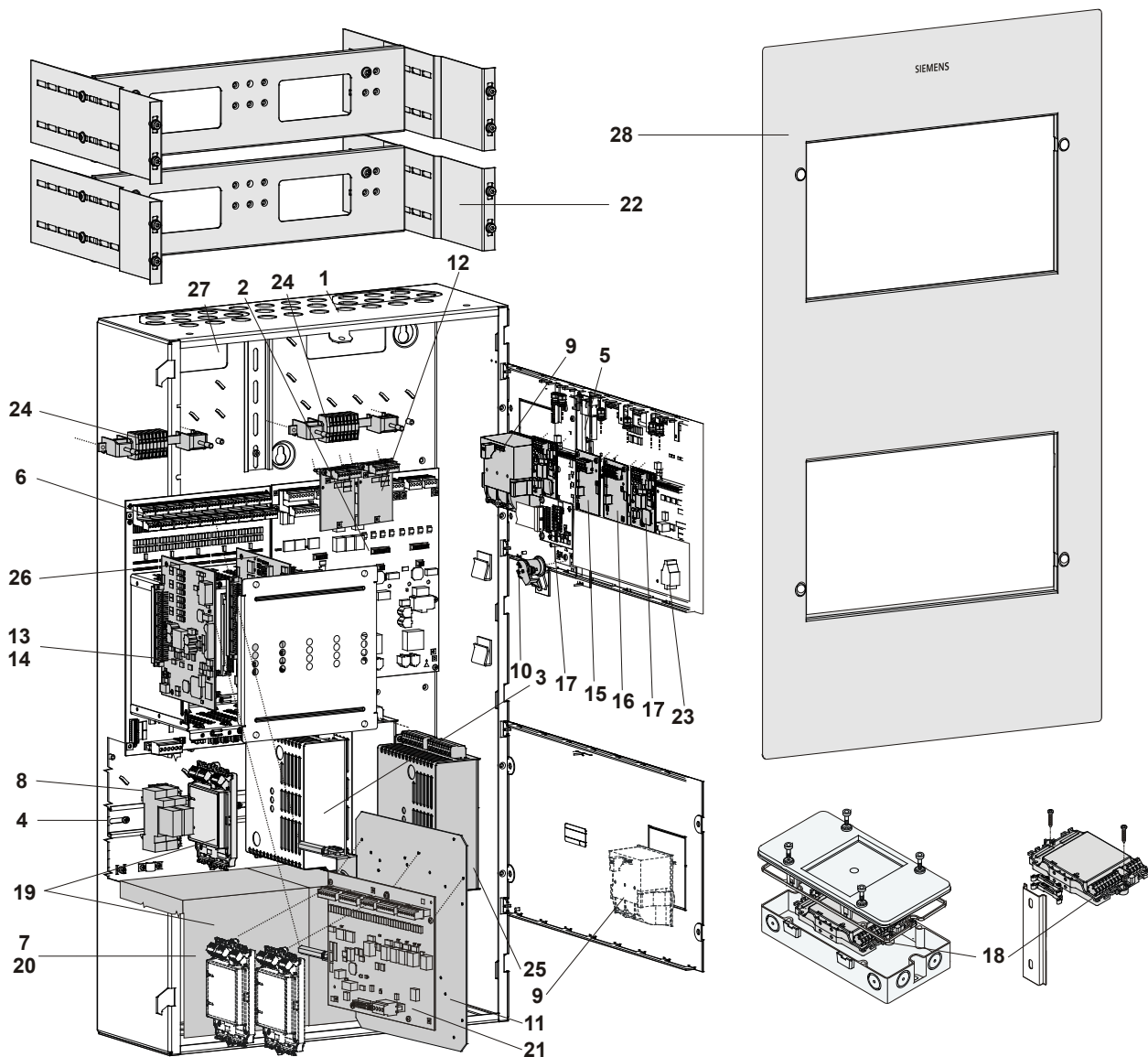
Each control panel has an integrated operating panel. Additionally the control unit can be operation for another separate FT724 operator terminal.

→ For details and further information, please refer to product data sheet A6V10207898.

Overview of FC723 fire control panel

Control panel		Housing extensions		
FC723 ZA Housing (Large)		FH7205-Z3 Housing (Large) 430 x 796 x 260 mm	FH7203-Z3 Housing Comfort 430 x 796 x 160 mm	
				
2 loops with power supply (150 W) Max. battery capacity 45 Ah with card cage (2 slots) for extra line cards C-NET, SynoLOOP and I/O cards		Space for larger batteries 4 x FA2006-A1 (26 Ah) or 4 x FA2007-A1 (45 Ah) or 2 x FA2008-A1 (65 Ah) or 2 x FA2009-A1 (100 Ah)	e.g. for additional batteries, operating add-on or Event printer Space for batteries 2 x FA2003-A1 (7 Ah) or 2 x FA2004-A1 (12 Ah) or 2 x FA2005-A1 (17 Ah) or 2 x FA2006-A1 (26 Ah)	
Printer	External printer	Operating add-ons		
FTO2001-A1 Event printer can be fitted	DL3750+ Matrix printer (external) RS232 interface	FCM7205-Y3 24 display groups with one red + yellow LED	FCM7213-Y3 48 display groups with one red/green + yellow LED	FCM7214-Y3 96 display groups with one red/green + yellow LED
				
RS232 module must be ordered separately	RS232 module must be ordered separately	for retrofitting	for retrofitting	for retrofitting

FC723 configuration





Basic equipment		Designation	Notes
1	Rear (Comfort)	FHA2005-A1	
2	Periphery board (2 loops)	FCI2002-A1	Items 1-6 -> basic equipment
3	Power supply (SV 24V-150 W)	V24230-Z6-A5	
4	Mains terminals on TS35 DIN rail	-	Space for socket, relay modules etc.
5	Operating unit	FCM72xx-xx	System operation and CPU at the same time, incl. cover cap
6	Card cage (2 slots)	FCA2007-A1	For extensions
7	Space for batteries	-	2 x 12 V / 17... 26 Ah
Expansion			
8	Relay module	Z3B171	Relay for fire controls
9	Event printer	FTO2001-A1	For event logging
10	Key switch (Kaba)	FTO2005-C1	For operating access rights
	Key switch (Nordic)	FTO2006-B1	
11	Mounting plate	FHA2007-A1	E.g. for fire brigade periphery module
12	Loop extension (FDnet/C-NET)	FCI2003-A1	For loop extension of 2 to 4, number of addresses remains the same
13	Line card (C-NET)	FCL2001-A1	For extra C-NET lines, 4 lines total, 252 addresses per card

14	Line card (SynoLOOP)	FCL7201-Z3	For extra SynoLOOP lines, 4 loops, 128 addresses per loop
15	RS485 module (isolated)	FCA2002-A1	For peripheral devices with RS485 port
16	RS232 module (isolated)	FCA2001-A1	For participant with RS232 port
17	Network module (SAFEDLINK)	FN2001-A1	For networking various stations
18	Repeater (SAFEDLINK)	FN2002-A1	For the extension of the system bus C-WEB, max. 1 between 2 stations (mounting direct onto plane surface, onto a U-rail TS35 or in housings FDCH221)
19	Sounder module	FCA2005-A1	For split-up of 1 to 4 conventional horn lines
20	Battery (12 V, 17 Ah, VDS)	FA2005-A1	For emergency power supply
	Battery (12 V, 26 Ah, VDS)	FA2006-A1	
21	Fire brigade periphery module	FCI2001-D1	For Germany (FBF, FSD, ÜE, FSE, ÖA, KL)
22	19" mounting kit	FHA2016-A1	For the installation in 3 rd party housings
23	License key Sx	FCA20xx	For special functions
24	Cable kit (communication)	FCA2014-A1	For flexible cable connections to the modules on the operating unit
25	Power supply kit (150 W, B)	FP2005-A1	For additional power supply
26	I/O card	FCI2008-A1	12 programmable inputs/outputs
27	Relay module	Z3B171	Space for U-rail TS35 L=70 mm (on site) for max. 4 relay modules
28	FM blind 2HU	FHA2015-A1	For the recess mounting of housings

Technical data

Mains voltage	AC 98...127 V / AC 196...253 V
Power supply	150 W
Operating voltage	DC 21...28,6 V
Operating current	max. 5 A
Battery capacity	2 x 12 V, 26 Ah
Battery monitoring / mains monitoring	yes / yes
Connectable detector series	Cerberus PRO FD720 (C-NET) via Migration cards, SynoLOOP
Number of device addresses	max. 756
Number of C-NET addresses	max. 756
Number of SynoLOOP and C-NET addresses	max. 512 & 252
Number of lines	
Loops with loop extension	2 / 4
- stub lines	4 / 8
Integrated inputs/outputs	
- Relay output	
- Remote transmission alarm / fault	1 / 1
- Monitored outputs	
- Alarm / Fault / Horn	1 / 1 / 1
- Free programmable inputs/outputs	8
Operating unit	integrated
Plug-in position for RS232, RS485 serial ports	2
Plug-in position for network modules	2
Plug-in position for loop extension	1
Slots for line cards (on fitted card cage)	max. 2
Mounting spaces for cable kit (communication)	2
Sounder module	max. 2
Ethernet connection RJ45	1
Operating temperature	-8...+42 °C
Storage temperature	-20...+60 °C
Humidity (no condensation permitted)	≤95 % rel.
Dimensions (W x H x D)	
- Without cover cap	430 x 796 x 165 mm
- With Cover cap	430 x 796 x 188 mm
Color	
- Housing	grey, ~RAL 7035
- Cover cap	grey, ~RAL 000 50 00
Protection category (IEC 60529)	IP30
Standards	EN 54-2, EN 54-4
Approvals	
- VdS	G214021
- LPCB	pending
- FM	pending

14		0786	FC723	Siemens Switzerland Ltd; Gubelstrasse 22 CH-6301 Zug Technical data: see doc. A6V10210355
FC723 - Control and Indicating Equipment incl. SV24V150W - 150W/24VDC Power Supply Equipment for use in fire detection and fire alarm systems installed in buildings				
305/2011/EU (CPR): EN 54-2 / EN 54-4 ; 2004/108/EC (EMC): EN 50130-4 / EN 61000-6-3 ; 2006/95/EC (LVD): EN 60950-1 ; 2011/65/EU (RoHS): EN 50581				
Declared performance and conformity can be seen in the Declaration of Performance and the EC Declaration of Conformity, which is obtainable via the Customer Support Center: Tel. +49 89 9221-8000 or http://siemens.com/bt/download				
DoP No.: 0786-CPR-21328; DoC No.: CED-FC723				
13		0786	SV24V150W	Siemens Switzerland Ltd; Gubelstrasse 22 CH-6301 Zug Technical data: see doc. 008837
SV24V150W - Power Supply Equipment 24VDC/150W for use in fire detection and fire alarm systems installed in buildings				
305/2011/EU (CPR): EN 54-4 ; 2004/108/EC (EMC): EN 50130-4 / EN 61000-6-3 ; 2006/95/EC (LVD): EN 60950-1 ; 2011/65/EU (RoHS): EN 50581 ;				
Declared performance and conformity can be seen in the Declaration of Performance and the EC Declaration of Conformity, which is obtainable via the Customer Support Center: Tel. +49 89 9221-8000 or http://siemens.com/bt/download				
DoP No.: 0786-CPD-20775; DoC No.: CED-SV24V150W				

Details for ordering

	Type	Art. no.	Designation	Weight
Extensions	FC723-ZA	S54400-C143-A1	Fire control panel (Modular)	20.800 kg
	Z3B171	BPZ:4843830001	Relay module 250 V AC / 10 A (1 relay)	0.042 kg
	FTO2001-A1	A5Q00010126	Event printer	0.250 kg
	–	A5Q00017619	Replacement printer rolls (10 rolls)	0.090 kg
	FTO2005-C1	A5Q00010113	Key switch (Kaba)	0.013 kg
	FTO2006-B1	A5Q00010129	Key switch (Nordic)	0.050 kg
	FHA2007-A1	A5Q00010151	Mounting plate	0.800 kg
	FCI2003-A1	A5Q00010136	Loop extension (C-NET)	0.064 kg
	FCL2001-A1	A5Q00009875	Line card (C-NET)	0.120 kg
	FCL7201-Z3	S54400-A116-A1	Line card (SynoLOOP)	0.120 kg
	FCI2007-A1	S54400-A20-A1	I/O card (RT)	0.200 kg
	FCI2008-A1	S54400-A6-A1	I/O card (programmable)	0.120 kg
	FCI2009-A1	S54400-A21-A1	I/O card (horn/monitored)	0.200 kg
	FCA2002-A1	A5Q00009923	RS485 module (isolated)	0.067 kg
	FCA2001-A1	A5Q00005327	RS232 module (isolated)	0.068 kg
	FN2001-A1	A5Q00012851	Network module (SAFEDLINK)	0.077 kg
	FN2002-A1	S24236-B2502-A1	Repeater (SAFEDLINK)	0.154 kg
	FCA2005-A1	A5Q00014866	Sounder module	0.140 kg
	FCA2014-A1	A5Q00023027	Cable kit (communication)	0.224 kg
	FCI2001-D1	A5Q00013100	Fire brigade periphery module	0.482 kg
	FH7204-Z3	S54400-B89-A1	Housing (Large extension)	11.800 kg
	FH7205-Z3	S54400-B86-A1	Housing (Large)	15.400 kg
	FH7203-Z3	S54400-B71-A1	Housing (Comfort)	16.120 kg
	FHA2016-A1	A5Q00020179	19" mounting kit	3.000 kg
	FCM7205-Y3	S54400-F82-A1	Operating add-on (1xLED-ind.)	2.600 kg
	FCM7213-Y3	S54400-B149-A1	Operating add-on (2xLED-ind.)	2.600 kg
	FCM7214-Y3	S54400-B150-A1	Operating add-on (4xLED-ind.)	2.600 kg
FN2006-A1	S54400-A109-A1	Fiber network module (SM)	0.770 kg	
FN2007-A1	S54400-A110-A1	Fiber network module (MM)	0.770 kg	
Auxiliary power supply	FP2003-A1	A5Q00016005	Power supply kit (70 W)	0.650 kg
	FP2004-A1	A5Q00020825	Power supply kit (150 W, A) for installation into empty housing	1.366 kg
	FP2005-A1	A5Q00018779	Power supply kit (150 W, B) for cascading	1.100 kg
Networks (backbone)	FN2008-A1	S54400-F94-A1	Ethernet-Switch	0.800 kg
	NK8237.2	S54461-C7-A1	Modbus GW	0.603 kg
	FHA2029-A1	S54400-B79-A1	Mounting kit for Ethernet switch (Comfort)	0.500 kg
	FHA2030-A1	S54400-B81-A1	Mounting kit for Ethernet switch (Large Ext.)	0.500 kg
Batteries	FA2005-A1	A5Q00019677	Battery (12 V, 17 Ah, VDS)	5.640 kg
	FA2006-A1	A5Q00019356	Battery (12 V, 26 Ah, VDS)	7.572 kg
License keys	FCA2033-A1	S54400-P154-A1	License key (S1)	0.010 kg
	FCA2034-A1	S54400-P155-A1	License key (S2)	0.010 kg
	FCA2035-A1	S54400-P156-A1	License key (S3)	0.010 kg
External printer	DL3750+	A5Q00023962	Matrix printer (external)	7.300 kg
Spare part	–	A5Q00023963	Black typewriter ribbon for printer DL3750+	0.078 kg

Siemens Switzerland Ltd
Infrastructure & Cities Sector
Building Technologies Division
International Headquarters
CPS Fire Safety
Gubelstrasse 22
CH-6301 Zug
Tel. +41 41 724 24 24
www.siemens.com/buildingtechnologies

© 2014 Copyright by
Siemens Switzerland Ltd
Data and design subject to change without notice.
Supply subject to availability.

Document no.. **A6V10379246_d_en_--**
Edition 06.2014

Manual FS720
Section 1