



Magnetic Contacts MK-3000 Series



The new EN50131-2-6 approved magnetic contacts series MK-3000 offers a wide variety of products with the following features:

- Excellent operation even on iron doors
- Discreet and varied installation
- Constant sensitivity over a wide temperature range
- High reliability guaranteed by reed switch
- Variants with built-in resistors

Functionalities

■ Application

The magnetic contacts of the MK-3000 series are used in alarm signalling systems and security access control systems to protect doors, gates and windows against unauthorized opening. The extensive assortment of installation accessories permit the use of these contacts in almost any inside or outside application.

■ Function

The magnetic contact consists of two parts, i.e. the reed contact and a permanent magnet. The reed contact and the magnet are mounted at a defined distance on the fixed and the movable

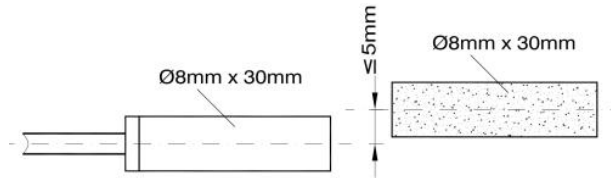
parts of the object to be protected. The reed contact remains closed by the force field of the permanent magnet. If the distance between the reed contact and the magnet increases, the magnetic field becomes weaker in the reed contact and causes the reed contact to open and interrupt the electric circuit.

■ Installation

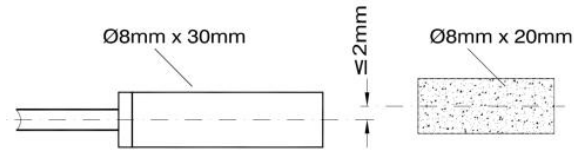
The installer must ensure that the air gap between the fixed and the moveable parts does not permit sabotage. For installation a hole has to be drilled. The reed contact is mounted into the fixed part of the object to be protected,

and the magnetic part is fixed into the moveable part of the object. Because of the very flexible connection cable to the contact installation is easy, even if the cables have to be bent. For use in other materials or in locations where direct use of contacts and magnets is not possible, plastic adapter sets are available, where the contact can be fixed to one side and the magnet to the other.

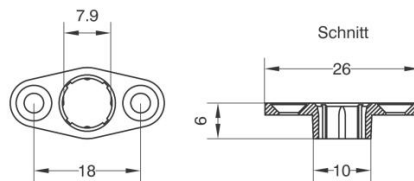
MK-3400



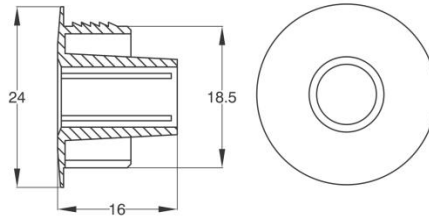
MK-3700



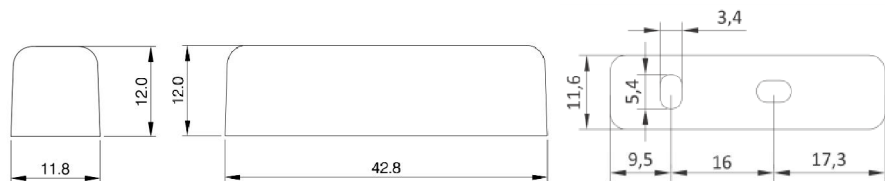
MK-3000-11



MK-3000-32



MK-3000-15



■ Technical data

Contact	Normally closed
Switching voltage	≤ 110 V DC
Switching current	10 µA to 100 mA
Switching capacity	≤ 5 W
Temperature range	-40°C to +70 °C
Housing material	ABS
Housing Colour	White (RAL 9003)
Magnet material	AlNiCo
Connection cable	LIYY 4 x 0.14 mm ² LIYY 2 x 0.14 mm ² (with resistor)
Optional resistor	Possible
Housing protection	IP67
Environmental class VdS / EN	III / IIIA
Approvals (pending)	VdS, EN

■ Ordering Informations

Type	Order No.	Description	Weight
MK-3000-11	S54536-M103-A100	Plastic adapter for non ferromagnetic materials	0.05 kg
MK-3000-32	S54536-M104-A200	Plastic adapter for ferromagnetic materials	0.11 kg
MK-3000-15	S54536-H102-A200	Housing for surface mounting	0.12 kg
MK-3400-2	S54536-F110-A100	Magnetic contact, 2 m cable	0.05 kg
MK-3400-5	S54536-F110-A200	Magnetic contact, 5 m cable	0.1 kg
MK-3400-10	S54536-F110-A300	Magnetic contact, 10 m cable	0.18 kg
MK-3400-15	S54536-F110-A400	Magnetic contact, 15 m cable	0.25 kg
MK-3400-25	S54536-F110-A500	Magnetic contact, 25 m cable	0.41 kg
MK-3400-5-2x4K7	S54536-F111-A100	Magnetic contact, 5 m cable, 2 x 4k7 ohm resistor	0.09 kg
MK-3400-5-2x16K2	S54536-F111-A200	Magnetic contact, 5 m cable, 2 x 16k2 ohm resistor	0.09 kg
MK-3700-6	S54536-F112-A100	High security magnetic contact, 6 m cable	0.11 kg

The information in this document includes general descriptions of the technical possibilities, which need not be installed in each individual case. The desired performance characteristics must therefore be specified for the individual case when the contract is concluded.

© Siemens Building Technologies • Dokument Nr. A6V10427387 • Ausgabe: 13.02.2014 • Dokumentversion: 1.0