

LGATE-950 Universal Gateway

Installation instructions

Instructions de montage

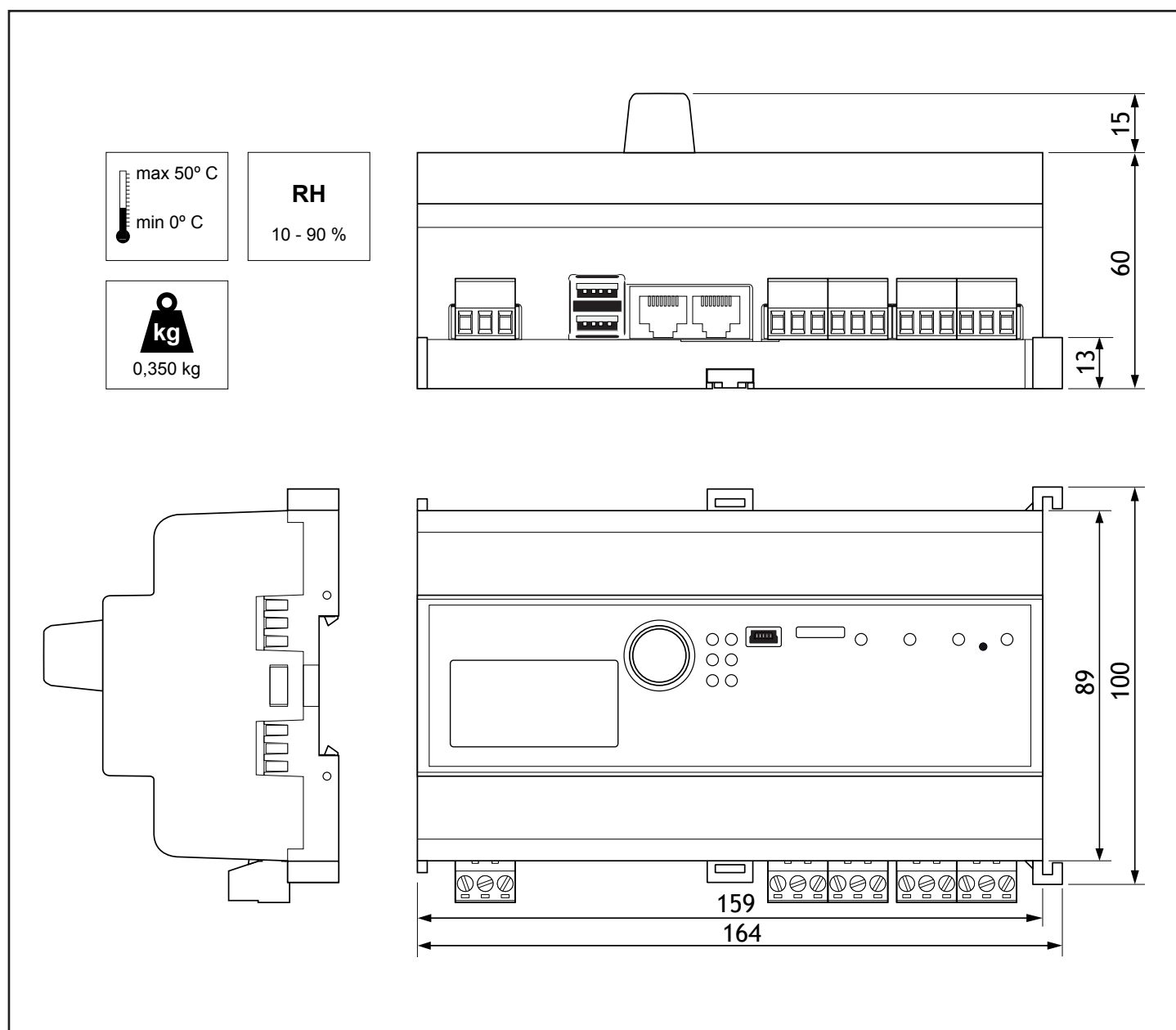
Montageanweisung

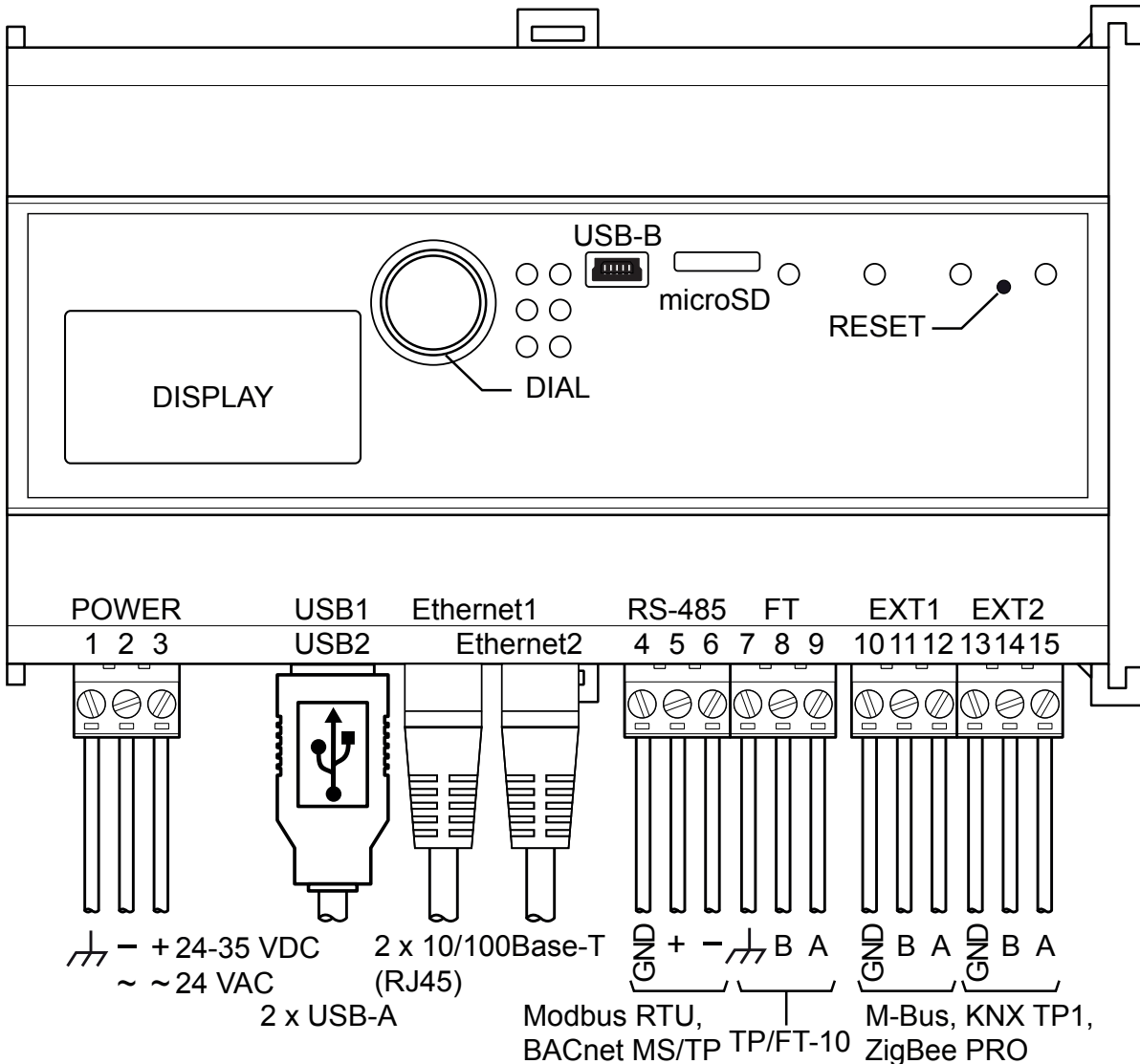
Montagevoorschrift


Istruzioni di montaggio

Instrucciones de montaje

Monteringsanvisning

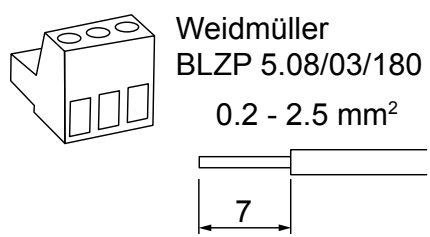


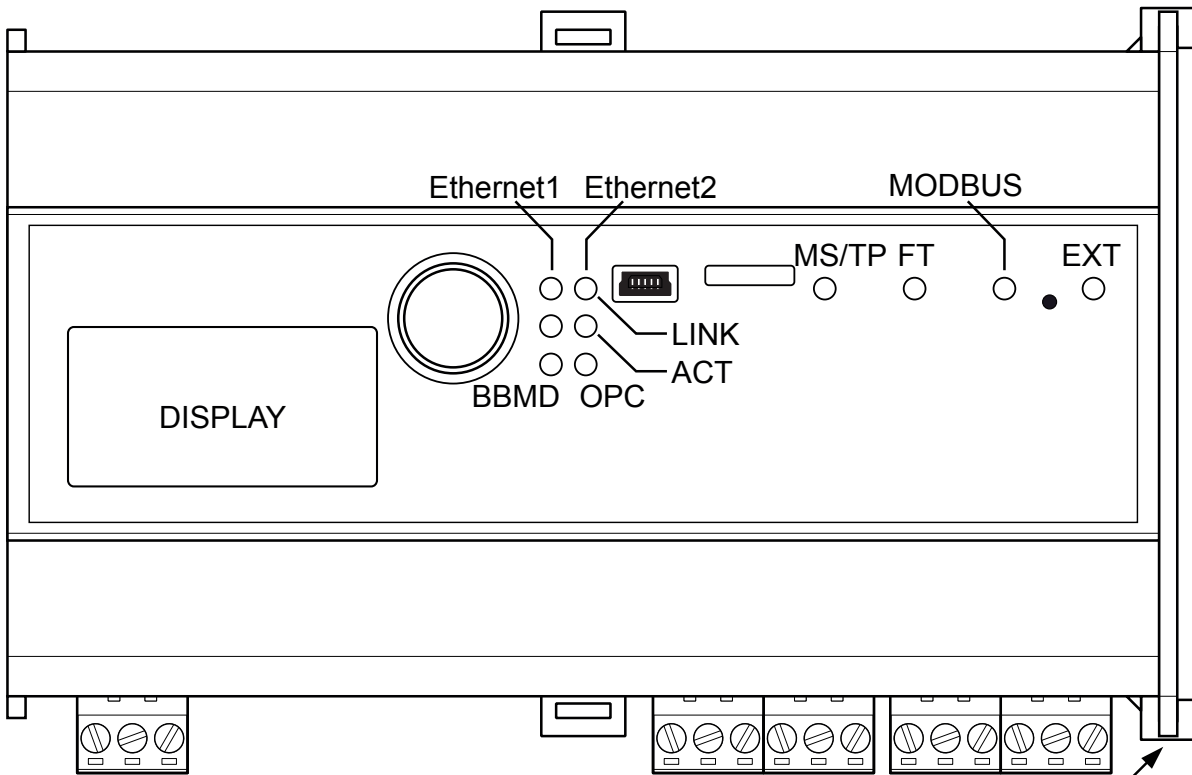


Connectors		
POWER	1	Power supply input EARTH GND
	2	Power supply input MINUS Can be connected to EARTH GND
	3	Power supply input PLUS  Must NOT be connect to EARTH GND
Modbus BACnet MS/TP	4	Input GND
	5	Input +
	6	Input -
TP/FT-10	7	Input EARTH GND
	8	Input B
	9	Input A
EXT1 M-Bus, KNX TP1 ZigBee	10	Input GND
	11	Input B
	12	Input A
EXT2 M-Bus KNX TP1 ZigBee	13	Input GND
	14	Input B
	15	Input A

Connectors		
USB1	USB-A	USB Host
USB2	USB-A	USB Host
USB-B	USB-B	PC
Ethernet1	RJ45	10/100Base-T
Ethernet2	RJ45	10/100Base-T
microSD	slot	microSD card max. 2 GB


Buttons	
RESET	Reset
DIAL	Turn-and-Push Dial





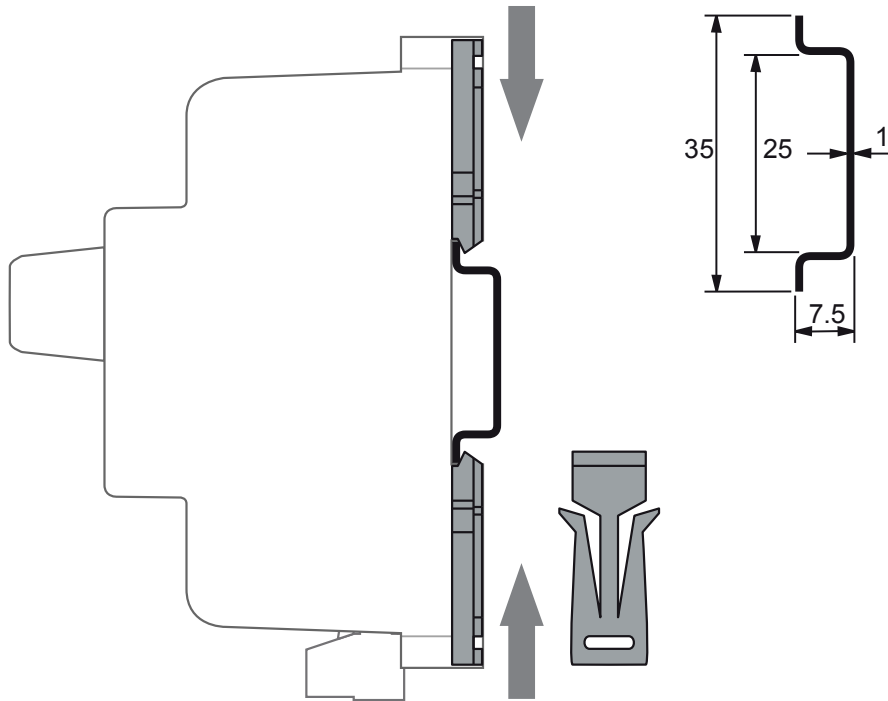
Status LEDs		
LINK	GREEN	Ethernet link
ACT	GREEN flashing	Ethernet traffic
BBMD	GREEN	BBMD is enabled
OPC	GREEN GREEN flashing	OPC client connected OPC activity
MS/TP	GREEN flashing fast GREEN flashing 1 Hz RED permanent RED flashing fast	Traffic on BACnet port Not commissioned BACnet port damaged BACnet traffic overload
FT	GREEN flashing RED permanent RED flashing fast	Traffic on FT port FT port damaged FT traffic overload
MODBUS	GREEN GREEN flashing ORANGE ORANGE flashing RED permanent RED flashing fast	Modbus Master link Modbus traffic Modbus Slave Mode Modbus traffic Slave Modbus port damaged Modbus traffic overload
EXT	GREEN GREEN flashing RED permanent RED flashing fast	M-Bus link M-Bus activity M-Bus port damaged M-Bus traffic overload

Install the cover



http://192.168.1.254
 User: admin
 Password: loytec4u

35 mm x 7.5 mm DIN rail (EN 50022, BS 5584, DIN 46277-3)



Node ID of CEA-709 Port 1

Virtual (Node) ID of CEA-852 port (Ethernet)

MAC address of CEA-852 Ethernet port

Serial number of the device

